

10

0.30

990672061

2.5

2014	2
	6
	8
	10
	29
	36
	42
	42
	43
	49
	57
	59
	157

-

|

www.cninfo.com.cn

j
j

			000650
	RENHE PHARMACY CO.,LTD		
	RPC		



	2014	2013		2012
	2,253,212,435.55	1,799,375,836.47	25.22%	2,087,519,161.84
	300,907,595.15	194,182,835.96	54.96%	255,461,059.63

	2014	2013	2012	

2014

“ ”

”

“

”

“

3.01

54.96%

22.53

4.22

3.24

2014

2013

2014

2014

2015

2015

1

2

3

OTC

“ ”

“ ”

GMP

GMP

GMP


1

	2014	2013		
	2,253,212,435.55	1,799,375,836.47	25.22%	,
	1,854,782,354.85	1,543,420,556.42	20.17%	,
	397,997,934.44	331,071,216.14	20.22%	

2

GMP

	2,253,212,435.55	1,799,375,836.47	25.22%
--	------------------	------------------	--------



4

	94,80	89,608,488.68	5.80%
30%			



	634,031,972.94	24.41%	539,223,181.53	23.16%	1.25%	
	152,281,844.26	5.86%	150,576,190.95	6.47%	-0.61%	
	303,400,967.49	11.68%	251,671,043.02	10.81%	0.87%	
				0.00%		
				0.00%		
	515,540,037.14	19.85%	324,296,614.17	13.93%	5.92%	
	43,487,569.21	1.67%	203,064,985.28	8.72%	-7.05%	

2

3

4

1

30

8

GMP

GMP

2

“ ”

3

“ ”

4

1**1**

6,200,000.00	152,200,000.00	-95.93%

66.38 5-

	0.00	0	--	0	--	0.00	0.00	--	--
	6,444,528.50	422,500	--	422,500	--	6,733,150.00	288,621.50	--	--
	2009 10 13								
)									

4

2

1

2

3

3

4

				8000	420,767,90	159,188,88	697,007,15	59,538,469.	54,714,166.
					2.70	8.50	9.00	16	20

				5088	221,771,54 9.20	127,518,32 3.90	366,149,84 5.50	52,149,579. 81	45,753,280. 16
				500	85,140,217. 74	34,499,140. 92	252,419,21 6.00	27,048,863. 46	20,290,877. 90
				500	204,349,73 2.10	95,081,312. 18	964,548,28 9.30	112,523,07 3.20	84,386,821. 86

--	--	--	--

5

--	--	--	--	--	--	--	--

3,326.32

641.23

2,402.68

93.00%

	61,050.43	6,799.49	27,029.92	--	--	--	--
--	-----------	----------	-----------	----	----	----	----

2015 1-3

2015

“ ”

"

"

2014 1 7

2 -

9 -

1

[2012]37

[2012]81

2012 8 3

2012 8 20 2012

2

3

“

”

2013	12	31	990,672,061	,	10	1.00	()
					2014	6	24
					2014	6	18
					http://www.cninfo.com.cn		
					2013	(2014-018)	
3	2012		25,546.11		23,067.53	2013	
					GMP		
					2012		
4	2012	5	16	2011	2011	2011	
	2011	12	31	630,248,041	10	0.556	3,504.18
				2011	2011248,(;-)-2(041)TJ/C20 9 Tf45.06 0 Td<14D1044C0E2A1BA002jTT0 9 Tf1 0 0 1 17281.1449.66C20 92,jC20 9 Tf1 22 0 Td[<0435>]		

0.30 ()	2014	12	31	990,672,061	,	10	2.5 (),
----------	------	----	----	-------------	---	----	----------

2014

1 2014

2014 03 13					
2014 06 27					

2014 11 04

1

2

2014 4 24 2014 5 23
 2014 () 2014
 2014 32

" "

2014 9 10 10 30 2014-024
 033 1.5 4250
 2014 12 31 4250 1.5
 2015 3 25 5% 2015-006
 + FSC 2015 2
 11 12 4250 2015 3 23 24
 703
 1.4297

1



1

(A)	2012 06 28	8.1	45,300,000	2012 07 12	45,300,000	

2012 1 6 2011 2012 2 7
 ([2012]154) 2012 7 3 2011
 4,530 35,888.41 2012 7 12
 12 945,372,061 990,672,061 2012 7 11
<http://www.cninfo.com.cn> 2011 (2012-029)

2

2012 7 3 2011 4,530 35,888.41
 2012 7 12 990,672,061 441,253,333
 44.54% 549,418,728 55.46% 2013 7 12
 2013 7 11 (2013-038)
 4,530 4.5727% 2013 7 12

3

1

	40,814		78,002		0
--	--------	--	--------	--	---

		5				8	
		5%	10				
		25.11%	248,753,3	-192,500,	0	248,753,3	
			33 000			33	

		5,265,011		5,265,011
		5,068,660		5,068,660
		4,699,788		4,699,788
		4,449,100		4,449,100
10 10 10				
10 4		5% 104,300 5,068,660 4,449,100		5,160,711

10

10

10

10

2

	/				
()		2001 07 06	72776518-6	18818	

--	--	--	--	--	--	--	--	--	--	--

				61	2013 02 27	2014 07 01	0	0	0	0
	--	--	--	--	--	--	349,500	0	0	349,500

			2007 01 01	2014 12 31	
			2005 01 01	2014 12 31	
			2012 07 01	2014 12 31	
			2011 01 01		

			52		55.22	0	55.22
--	--	--	----	--	-------	---	-------

47

	--	0	0	--	--	0	0	--	0		
	2012	12	2013	1	2						
						2013	3	12	435	4,648	
						5.44			2013	3	21
						JLC1			037029		120
		100				40			20		30
				25				80		50	

			2014	12	26
			2014	12	26
			2014	07	01

“ ”

1

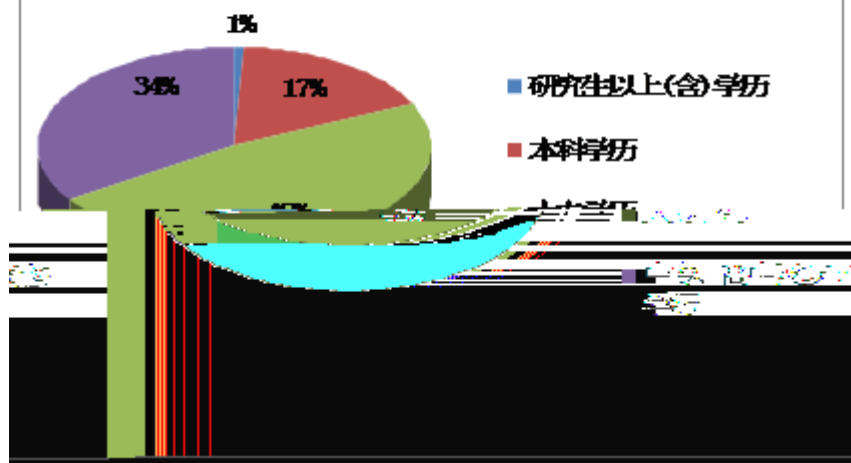
2014 12 31

5995


2

		2014
	()	56
		1027
		2859
	()	2053
		2816
		2228
		382
		216
		353
		5995

学历结构



专业结构



2014

2014

<http://www.cninfo.com.cn>

2014

1

2014 3 " 3.15" " 2014 7
" " ㊦ "

2014 11 19

<http://www.cninfo.com.cn>

1



		1	2013		
		2			
		2013			
		3			
		2013			2013
		4	2013		2014-012 ,
2013	2014 05 23	5		2014 05 24	
		2013			
		6			http://www.cninfo.com.cn/
		2014			
		7			
		2014			

		4			
		2015			
		-2017			
		5			

3

2014

1 (1) (2)

2 (1) (2) (3)

3 (1) (2) (3) (4) (5) (6)

4 (1) (2)

5 (1) (2) (3) (4)

“ ”

2012

([2012]35)

2012 3

2014

2013

2014 4 24 2014 5 23

2014

2014

(

1

2014 12 31

	634,031,972.94	539,223,181.53
	6,733,150.00	5,215,345.00
	275,368,455.74	242,823,170.83
	152,281,844.26	150,576,190.95
	37,637,437.71	58,447,173.40

	515,540,037.14	324,296,614.17
	43,487,569.21	203,064,985.28
	398,614,980.06	422,254,000.28
	102,204,155.58	102,204,155.58
	6,210,183.93	1,180,559.21
	7,279,350.16	6,058,546.59
	98,961,899.54	2,600,000.00
	1,172,298,175.62	1,061,658,861.11
	2,597,104,303.80	2,328,717,164.66

	71,082,300.24	80,123,866.07

	590,748,773.74	401,283,801.27
	2,032,943,929.62	1,826,424,169.83
	129,101,600.64	112,429,384.07
	2,162,045,530.26	1,938,853,553.90
	2,597,104,303.80	2,328,717,164.66

2

	232,729,417.05	171,675,581.03
	6,733,150.00	5,215,345.00
	3,165,168.00	53,524,684.33
	14,211,103.08	12,879,314.73

	111,781,549.28	116,171,542.63
	38,760,000.00	0.00
	1,344,697,205.07	1,291,713,727.73
	1,795,881,338.96	1,759,573,964.50
	1,528.00	1,528.00
	5,363,270.77	494,902.58
	2,326,057.27	253,381.63
	7,690,856.04	749,812.21

	7,690,856.04	749,812.21
	990,672,061.00	990,672,061.00

	21,731,454.43	16,994,984.40
	397,997,934.44	331,071,216.14
	212,931,513.35	190,430,676.24
	-3,059,126.31	-2,389,407.31
	2,434,710.13	7,801,024.49
" "	3,396,387.83	-146,309.99
" "	13,510,318.24	6,461,392.28
" _"		

2.		
1.		
2.		
3.		
4.		
5.		
6.		
	323,853,637.77	216,002,056.49
	300,907,595.15	194,182,835.96
	22,946,042.62	21,819,220.53
	0.30	0.20
	0.30	0.20

4

	12,164,730.84	22,543,288.25
	2,230,087.52	2,211,220.16
	1,389,985.59	1,262,424.13

5.		
6.		
	123,754,165.99	235,743,046.32

5

	2,304,776,513.69	1,857,136,038.96

	280,882,385.49	243,195,212.28
	259,099,058.68	217,359,311.56

	2,376,000.00	0.00

	5,242,537,805.63	4,031,706,771.64
	0.00	100,000,000.00
	38,760,000.00	0.00
	5,302,855,795.63	4,134,837,599.42
	80,592,739.01	127,745,096.33
	6,770.72	0.00
	6,770.72	0.00

1													
2													
3													
4													



,835.96 220.53 ,056.49

8

	990,672,061.00				441,641,026.02				112,758,169.34	213,752,895.93	1,758,824,152.29
	990,672,061.00				441,641,026.02				112,758,169.34	213,752,895.93	1,758,824,152.29
" "					4,679,370.72				12,375,416.60	12,311,543.31	29,366,330.63
										123,754,165.99	123,754,165.99
					4,679,370.72						4,679,370.72
1											
2											
3					4,672,600.00						

1											
2											

2											
3					11,488,50 0.00						11,488,50 0.00
4											
									23,574,30 4.63	-23,574, 304.63	
1									23,574,30 4.63	-23,574, 304.63	
2											
3											
1											

()	

1

) 15 — T (2014) (“

2

12

1

2

1 1 12 31

3

12

4

5

1

1

2

3

4

2

1

2

3

1

2

6

7

8

9

1

2

”

“

10

1

2

1

2

3

1

2

3

4

3

1
2

1
2

4

5

6

1
2
3
4
5
6

7

8

1

50% 50%

50% 50%

20% 20%

50%

!@% @MwRpesjUyAapJ6T@X0y@
No,Of: “ ”

7

1
2

11

1

	100	100

2

1 2	5.00%	5.00%
2 3	10.00%	10.00%
3 4	30.00%	30.00%
4 5	80.00%	80.00%
5	100.00%	100.00%

--	--

12

1

2

3

4

5

1

2

3

13

1

1

2

2

1

2

3

1

22 —

22 ——

3

22 ——

4

5

22 ——

4

1

22 ——

2

1

2

5

1
3

4

2

5

3

1

2

3

4

5

3

3

4

18

1

1

	35-50	
	10	
	10	
	5-10	
	2-5	

20

1

21

1

2

3

4

22

1

2

23

1

2

3

4

5

24

1

2
3
4

1
2

25

1

2

26

/

()

1

1

2

2

2014 7 1		
----------	--	--

1 2014 7 1 2014
 2 9
 33 39
 40 41
 2 30

	2013 1 1		2013 12 31	
	---	20,571,228.15	---	19,071,193.90
	1,750,000.00	---	1,520,550.00	---
	18,821,228.15	---	17,550,643.90	---
	20,571,228.15	20,571,228.15	19,071,193.90	19,071,193.90

2

1

		17% 13%
		5%
		5% 7%
		3%
		2%

--	--

-

2015 4 19

2012 2015 15%

3

70%

1.2%

12%

1

	33,717.38	20,495.58
	633,980,607.16	539,155,684.40
	17,648.40	47,001.55
	634,031,972.94	539,223,181.53
	0.00	0.00

2014 12 31

2

	6,733,150.00	5,215,345.00
	6,733,150.00	5,215,345.00
	6,733,150.00	5,215,345.00

2014 12 31

3

1

	275,368,455.74	242,823,170.83
	0.00	0.00
	275,368,455.74	242,823,170.83

2

	0.00
	0.00
	0.00

3

	214,871,524.74	0.00
	0.00	0.00
	214,871,524.74	0.00

4

	0.00
	0.00

4

1

3

	2,764,565.93

5

1

1	27,118,708.41	72.05%	56,481,029.61	96.64%
1 2	10,420,249.17	27.69%	1,065,669.13	1.82%
2 3	95,480.13	0.25%	826,541.66	1.41%
3	3,000.00	0.01%	73,933.00	0.13%
	37,637,437.71	--	58,447,173.40	--

1

	10,035,622.50	1-2	2015 2
	10,035,622.50		

2

		(%)
	17,546,776.90	46.62

35.60%

6

1

	12,614,406.13	100.00%	848,162.29					

	12,614,406.13	100.00%	848,162.29	6.72%	11,766,243.84	12,340,052.60	100.00%	885,901.14	7.18%	11,454,151.46
--	---------------	---------	------------	-------	---------------	---------------	---------	------------	-------	---------------

1										
1			8,778,415.41				0.00			0.00%
1	2		2,746,188.48				137,309.41			5.00%

--	--	--	--	--	--

4

		5,792,429.44	3,985,501.87
		2,098,111.34	2,014,281.85
		1,032,612.31	2,631,914.82
		3,691,253.04	3,708,354.06
		12,614,406.13	12,340,052.60

5

		2,500,000.00	1-2	19.82%	125,000.00
		708,933.12	1	5.62%	
		691,516.60	1	5.48%	
		591,630.03	1	4.69%	
		547,733.65	1	4.34%	
	--	5,039,813.40	--	39.95%	125,000.00

6

	--	0.00	--	--

7

8

7

1

	75,736,171.48					

3

4



1.	70,392,734.13	168,164,338.84	20,428,841.38	7,945,547.23	7,410,663.03	274,342,124.61
2.	17,772,153.54	30,244,280.08	1,501,559.15	1,877,145.68	7,381,908.48	58,777,046.93
1	17,717,849.43	19,906,393.48	1,501,559.15	1,877,145.68	3,190,849.15	44,193,796.89
	54,304.11	10,337,886.60			4,191,059.33	14,583,250.04
3.	39,792.42	1,220,202.40	12,694,749.58	2,313,747.64	463,496.43	16,731,988.47
1	39,792.42	1,220,202.40	303,347.18	121,900.00	463,496.43	2,148/P <</3

	33,263,200.00	17,614,458.21	6,412,260.76	20,947,225.60	9,231.57	3,070,261.80	72.23%	93.00				

2

200,559,243.41
2014 6 64,800.00
2,142.47

158 2

11**1**

1



2

	0.00	0.00	0.00	0.00	0.00	0.00

	4,181,832.09	1,045,458.03	5,940,196.79	1,485,049.20
	3,924,408.28	981,102.07	0.00	0.00

15

666 T0198, [9

	0.00	2,600,000.00
	38,760,000.00	0.00
	4,201,899.54	0.00
	56,000,000.00	0.00
	98,961,899.54	2,600,000.00

	0.00	--
--	------	----

17

1

	42,823,037.32	67,839,965.59
	42,823,037.32	67,839,965.59

2

1

	0.00	--

3

N' f' A' ng 5% Mq/ EeViA... e'M ... tÜÜstüÖ

36.88%

18

1

2

1	9,592,891.89	248,064,565.22	239,703,820.17	17,953,636.94
2	0.00	10,603,000.80	10,603,000.80	

	453,510.79	301,759.96
	1,312,465.20	467,983.78
	113,750.96	85,719.26

	3,512,759.00	
	1,000,000.00	
	1,000,000.00	
	5,512,759.00	--

22

	182,000.00			182,000.00	
	182,000.00			182,000.00	--

[2009]9

[2009]19

2009 12 31

[2009]56

23

	19,071,193.90		1,910,276.81	17,160,917.09	
	19,071,193.90				

210.00		2009	2012	
5	361,678.98			904,197.45
				2008
		[2009]218		
	2008	2009		650.00

2 (2010) ,“
 ()” 2014
 899.67 . 2013
 432.41 , 467.26

27

	127,327,931.42	12,375,416.60		139,703,348.02
	2,305,619.97	0.00		2,305,619.97
	129,633,551.39	12,375,416.60		142,008,967.99

2014

10%

12,375,416.60

28

	401,283,801.27	
	401,283,801.27	
	300,907,595.15	
	12,375,416.60	
	99,067,206.08	
	590,748,773.74	

- 1) 0.00
 2) 0.00
 3) 0.00
 4) 0.00
 5) 0.00

29

--	--	--

	2,251,160,685.63	1,220,893,923.99	1,793,603,846.78	997,611,759.68
	2,051,749.92	1,851,944.82	5,771,989.69	1,900,302.78
	2,253,212,435.55	1,222,745,868.81	1,799,375,836.47	999,512,062.46

30

	666,862.78	501,734.04
	1,295,371.66	1,127,164.41
	11,144,067.22	8,790,988.30
	5,116,697.10	3,940,520.58
	3,508,455.67	2,634,577.07
	21,731,454.43	16,994,984.40

31

	133,783,267.65	110,714,138.96
	10,403,372.32	9,795,929.62
	190,151.00	179,975.70
	59,725,270.24	96,180,627.46
	54,279,090.49	61,946,740.76
	111,277,168.89	29,173,185.04
	17,573,556.53	15,411,724.16

32

	76,964,233.69	65,211,304.08



2,434,710.13

7,801,024.49

	1,578,982.44	0.00	1,578,982.44
	7,392,876.81	10,443,477.00	7,392,876.81
	372,156.52	747,513.45	372,156.52
	77,329.89	359,481.73	77,329.89
	240,000.00	40,550.00	240,000.00
	233,492.06	2,902,118.54	233,492.06
	36,297.58	322,144.26	36,297.58
	10,143,036.79	14,816,578.84	10,143,036.79

			/
	393,715.82	490,108.83	
	361,678.98	361,678.98	
	117,551.04	58,691.04	
	149,860.15	149,860.15	

1		2014		
[2014]34		III	500,000.00	
2	[2014]4	2013		
100,000.00			[2013]176	
	1,091,200.00			[2011]15
	[2013]138	[2013]220		
3,307,200.00				
3				[2005]35
			2014	
4,200.00		[2013]14		
			30,000.00	
4		[2012]653		2002
20		300,000.00		
5			[2013]82	2013
				7 Tf160A304BE043B45EE>]TJ/TT0 10.5475.68 539.9

	98,484,511.31	60,475,693.61
--	---------------	---------------

2

		422,338,149.08
/		105,584,537.27
		-15,556,106.58
		-563,340.77
		11,609,919.85
		-1,660,394.74
		-930,103.72
		98,484,511.31

40

1

	74,837,995.57	81,707,389.50
	3,188,480.82	2,577,806.82
	5,482,600.00	8,863,442.75
	681,830.52	669,982.63
	84,190,906.91	93,818,621.70

2

	144,374,801.30	95,003,264.68
	43,974,249.67	39,173,578.84
	3,270,575.13	4,474,773.40
	129,354.51	140,177.29

	83,785,746.44	110,369,566.53
	123,173.29	102,879.38
	275,657,900.34	249,264,240.12

3

	0.00	80,000.00
	0.00	80,000.00

4

	38,760,000.00	2,600,000.00
	38,760,000.00	2,600,000.00

5

	6,770.72	0.00
	6,770.72	0.00

6

41

1

1	--	--
	323,853,637.77	216,002,056.49
	2,434,710.13	7,801,024.49
	44,193,796.89	42,060,934.90
	24,785,942.28	22,169,391.26
	1,104,584.35	1,921,705.77
“ ”	-52,164.78	465,358.78
“ ”	79,608.71	30,494.20
“ ”	-3,396,387.83	146,309.99
“ ”		48,222.22
“ ”	-13,510,318.24	-6,461,392.28
“ ”	-1,220,803.57	-2,824,245.48
“ ”	-439,591.17	-119,957.57
“ ”	-53,383,919.04	-50,546,310.19
“ ”	-28,228,471.66	-10,093,641.15
“ ”	66,291,398.45	-17,382,508.20
	2,762,323.19	10,137,915.75
	365,274,345.48	213,355,358.98
2	--	--
3	--	--
	634,031,972.94	539,223,181.53
	539,223,181.53	449,614,692.85
	94,808,791.41	89,608,488.68

2

	0.00
	--
	--
	0.00
	--
	0.00

3

	0.00
	--
	0.00
	--
	0.00
	--
	0.00

4

	634,031,972.94	539,223,181.53

42

“ ”

43

	0.00	--

1

1

--	--	--	--	--	--	--	--	--

3

1

1

()		1		85.00%	85.00%	

()		1		88.03%	88.03%	
-----	--	---	--	--------	--------	--

()						
		1		60.00%	60.00%	
		157 -157-8	;	100.00%	100.00%	
		157 -3		52.00%	52.00%	
()		158		100.00%	100.00%	
()		1		100.00%	100.00%	
()				100.00%	100.00%	
()		29		100.00%	100.00%	
()		6		100.00%	100.00%	
()		399		100.00%	100.00%	
()		6		55.00%	55.00%	
				54.91%	54.91%	

()		758				
()		758		85.00%	85.00%	
()				100.00%	100.00%	

()
158

(20,138.82	7,892.86	28,031.68	4,740.28	958.85	5,699.13	16,578.97	8,644.13	25,223.10	3,406.05	872.50	4,278.55
---	-----------	----------	-----------	----------	--------	----------	-----------	----------	-----------	----------	--------	----------

RcfsR.00Rcfs

--	--	--	--	--	--	--	--	--	--	--	--	--

			1	1-2	2-5	5
	634,031,972.94	634,031,972.94	634,031,972.94	---		

2

3

--	--

4

()	

5


1

()		478.63	6,219.48

2

--	--	--	--

--	--	--	--



5

		0.00	0.00

6

		6,909,488.69	6,672,862.49

7

6

1

		0.00	0.00	0.00	0.00

2

		0.00	0.00

7

1

		0.00
		0.00
		5,060,000.00
	3	5.44

1

	"	"		
		500.00		
		300.00		
		60%		
	125.00			
	25%	75.00		
		15%		

1 2014 9 9

(5%64 78.48 114.26 485.62 re9WhBT0 gC20 9 Tf203.78 519.88 Td<0515043B31B0302004F10ABC24T254

15.14%

(150,000,000)

2015 3 23
24
703
0.71%
14.43%
2 2014 10 29

4.29% ()
42,500,000)

2014 11 12

3

1

1

	14,211,103.08	100.00%			14,211,103.08	12,879,314.73	100.00%			12,879,314.73
	14,211,103.08	100.00%			14,211,103.08	12,879,314.73	100.00%			12,879,314.73

2

0.00

0.00

	0.00	--

3

Ø.



巨潮资讯

www.cninfo.com.cn

中国证监会指定信息披露网站

1			
1	249,093.51	0.00	0.00%

	38,763.51	126,019.43
--	-----------	------------

3



2

3

4

1

	-27,443.93	
	7,392,876.81	
	15,420,053.95	
	1,486,652.12	
	-364,070.57	
	2,202,415.28	
	425,391.47	
	21,280,261.63	--

1 —

2

3

4

- ()
- ()
- ()